

KEY DEVELOPMENTS

- No new investments closed in November 2015.
- Overall portfolio performance since inception as of 30 November 2015 was 1.22 (TVPI) and 41.1% (IRR)

SHARE PRICE AND KEY INDICATORS DEVELOPMENT

SPCE share price and NAV/share, 2015, USD



USD

39.07

NAV PER SHARE
30 NOVEMBER 2015

36.5 %

DISCOUNT TO NAV
30 NOVEMBER 2015

KEY INDICATORS

(USD; in million, except per share data)

Investment portfolio
Cash and cash equivalents
Receivable ¹⁾
Debt
Net other assets/(Liabilities) ²⁾
NAV
Cash & Remaining unused credit facility
Outstanding commitments
NAV/share
Share price
Discount to NAV
Market cap
Economic NAV/share³⁾

Actual 30 Nov 2015	Change		
	1 month	3 months	YTD
65.2	(1.3)%	88.0%	288.7%
50.1	(1.3)%	38.1%	(17.9)%
111.1	0.1%	(25.1)%	(24.2)%
-	n/a	n/a	n/a
(17.0)	(1.8)%	(6.3)%	(18.4)%
209.4	(0.5)%	4.1%	2.8%
125.1	(0.5)%	12.4%	105.0%
28.8	(4.7)%	103.1%	75.6%
39.07	(0.5)%	4.1%	2.8%
24.80	(2.4)%	10.7%	9.5%
36.5%	3.4%	(9.4)%	(9.7)%
133.0	(2.4)%	10.7%	9.5%
41.90	(0.8)%	3.3%	2.3%
36.5%	(0.5)%	82.5%	166.4%
18.2%	12.4%	(26.7)%	n/a

PE exposure (as % of total assets)⁴⁾

Listed portion (as % of portfolio FV)

- ¹⁾ Receivable = deferred payments from sale of "Legacy Portfolio" on 31 December 2014
²⁾ Of which USD 15.2 million from Fortress put-option on 30 November 2015

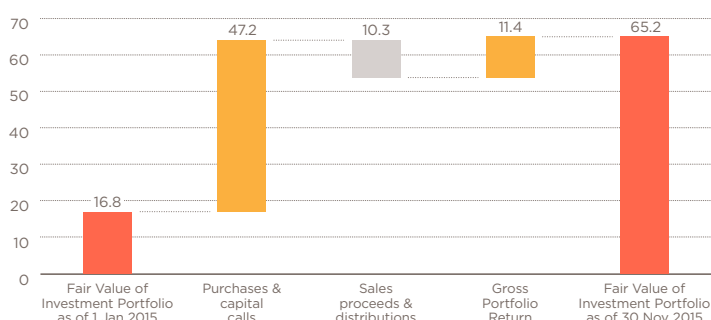
- ³⁾ Economic NAV/share = Adjusted for Fortress put-option of USD 15.2 million
⁴⁾ PE exposure = Invested & committed funds relative to total assets

Profit as of 30 November 2015 was USD 5.7 million.

PORTFOLIO DEVELOPMENT

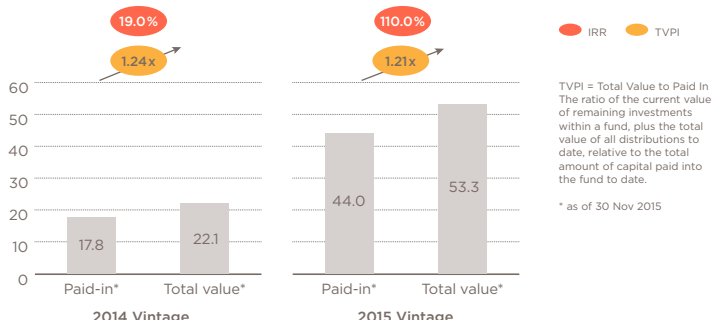
FAIR VALUE BRIDGE, YTD

USD; in million



IRR AND TVPI, BY VINTAGE

USD; in million



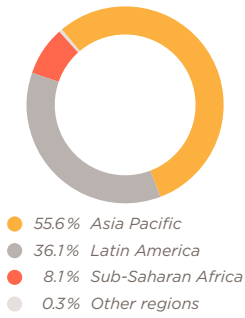
TVPI = Total Value to Paid In
The ratio of the current value of remaining investments within a fund, plus the total value of all distributions to date, relative to the total amount of capital paid into the fund to date.

* as of 30 Nov 2015

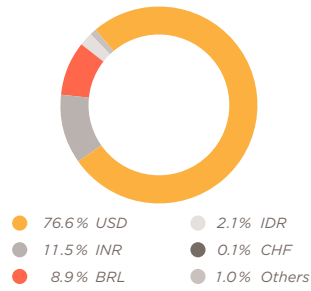
PORTFOLIO DIVERSIFICATION

Expressed as % of invested assets in underlying companies applying fair values (except where footnoted)

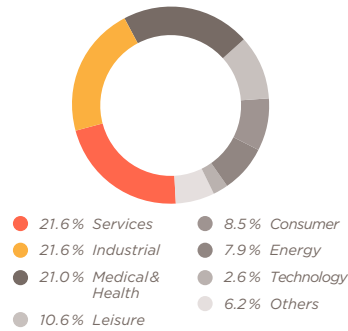
BY REGION



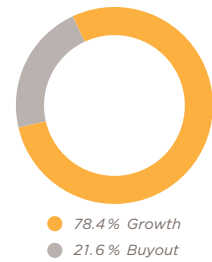
BY CURRENCY¹⁾



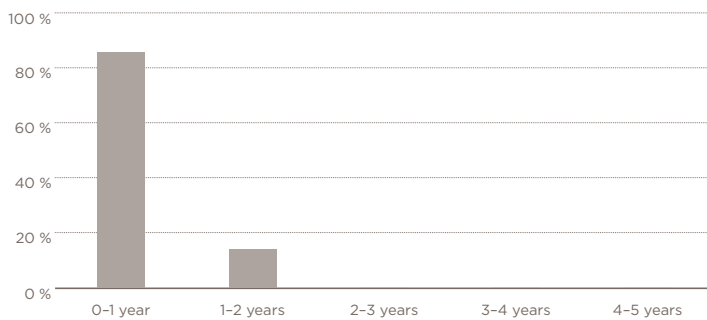
BY SECTOR



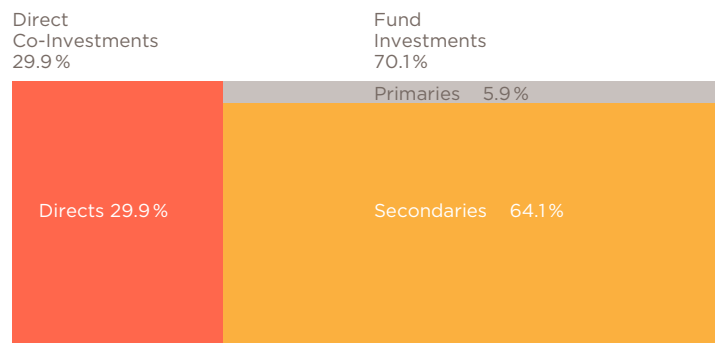
BY STAGE



BY MATURITY²⁾



BY STRATEGY³⁾



¹⁾ Expressed as % of total assets

²⁾ Defined by timing of investment by Spice Private Equity

³⁾ Expressed as % of assets in investment structure

TOP 10 UNDERLYING INVESTMENTS

Rank	Company name	Fund/lead investor name	Stage	Country	Region	Sector ¹⁾	Date of initial investment
1	Rede D'Or	The Carlyle Group	Growth	Brazil	Latin America	Medical & Health	Oct 2015
2	Altico Capital	Clearwater Capital Partners	Buyout	India	Asia Pacific	Services	Sep 2015
3	Africa Oil Corporation ²⁾	Helios Investors	Growth	Kenya	Sub-Saharan Africa	Energy	Jun 2015
4	Magnesita ²⁾	GP Capital Partners IV, Magma Fund I & II	Growth	Brazil	Latin America	Industrial	Apr 2015
5	BHG	GP Capital Partners IV	Growth	Brazil	Latin America	Leisure	Apr 2015
6	Religare	NYLIM Jacob Ballas III	Growth	India	Asia Pacific	Services	Sep 2015
7	Blitz Megaplex	Quvat Capital Partners II	Growth	Indonesia	Asia Pacific	Leisure	Mar 2014
8	SRL	NYLIM Jacob Ballas III	Growth	India	Asia Pacific	Medical & Health	Sep 2015
9	Centauro	GP Capital Partners V	Buyout	Brazil	Latin America	Consumer	Sep 2015
10	Linq Asia Capital	Quvat Capital Partners II	Growth	Indonesia	Asia Pacific	Various	Mar 2014

¹⁾ EVCA definition

²⁾ Listed

Aggregated fair value of ten largest underlying investments	USD 41.3 million
- as % of total investments	63.4%
- as % of total assets	18.2%

COMPANY PROFILE

Spice Private Equity Ltd is a Swiss investment company with an exclusive focus on private equity investments in emerging markets. With its investments it aims to benefit from the expanding middle class in emerging markets. Spice Private Equity invests in private equity in emerging markets by co-investing with established investors and through specialized funds. Fund investments are primarily of a secondary nature, although primary commitments can be made on a selective basis. The geographic focus of the investments in emerging markets is with an emphasis on Asia Pacific, Sub-Saharan Africa and Latin America. The objective of Spice Private Equity is to achieve long-term capital growth for shareholders by increasing net assets. Spice Private Equity has over a decade of operating history and is managed by GP Advisors, part of the GP Investments Group. Spice Private Equity is listed on the SIX Swiss Exchange under the ticker symbol "SPCE" and is traded daily.

CONTACTS

REGISTERED OFFICES

Spice Private Equity Ltd
Industriestrasse 13 c
CH-6304 Zug
Switzerland
Phone +41 41 710 70 60
Fax +41 41 710 70 64
info@spice-private-equity.com

Spice Private Equity (Bermuda) Ltd
Clarendon House
2, Church Street
Hamilton, HM 11
Bermuda

www.spice-private-equity.com

INVESTMENT MANAGER

GP Advisors (Bermuda) Ltd
Crawford House
50, Cedar Avenue
Hamilton, HM 11
Bermuda
contact@gpadvisors.com

INVESTOR & MEDIA RELATIONS

Dr. Guido Cornella
GP Advisors Ltd
Löwenstrasse 29
CH-8001 Zurich
Switzerland
Phone +41 44 578 50 50

investor.relations@spice-private-equity.com

KEY INFORMATION

Exchange SIX Swiss Exchange
Ticker SPCE
Listing date 12 October 1999
Financial year end 31 December
Base currency USD
ISIN CH0009153310
Security number CH 915.331
Bloomberg SPCE:SW
Reuters SPCE.BN

VALUATION METHODOLOGY

Spice Private Equity carries its investments at fair value in accordance with IFRS accounting principles. Spice Private Equity's investment manager uses the best information it has available to estimate fair value. Fair value for private equity assets is based on the most recent financial information provided by the investment manager, adjusted for known investment operating expenses and subsequent transactions, including investments, realisations, changes in foreign currency exchange rates, and changes in value of public securities. Valuation adjustments are made for known significant events, if any, that affect the fair value of the investments. The published NAV is based on final and estimated investment values of the latest available capital accounts for company investments within Spice Private Equity's direct funds and partnerships within Spice Private Equity's fund-of-funds, adjusted for foreign exchange movements, cashflows, and known events up to the reference date.

DISCLAIMER

This document is intended exclusively for the purpose of information. This document is neither an advice on investment nor a recommendation or invitation for purchasing, holding or selling any securities. This document has been prepared based on sources of information considered to be reliable. No representation or warranty is made as to the fairness, accuracy, completeness or correctness of the information contained herein. Subsequent developments may affect the information contained in this document which neither Spice Private Equity Ltd nor its advisors are under an obligation to update, revise or affirm. This document may contain forward-looking statements which involve certain risks and uncertainties. Past performance trends do not provide any indications to the future trends for an investment. This document is not intended for persons subject to legislation that prohibits its distribution or makes its distribution contingent upon an approval.

THE BRIDGE
TO EMERGING MARKETS.

www.spice-private-equity.com